



Noah's Ark Independent Primary School

Subject: Technology	Examiner: Moyo, S.
Type: End of 3 rd Term Rev	Moderator: Rwizi, A.
Date:	Grade: 7
Marks: 70 Marks	Time: 2 hours

Name: _____

Instructions:

Answer ALL the questions in the spaces provided.

Write neatly and legibly

Carefully read all questions before answering

1. Identify and describe the four directions of movement illustrated in figures 1-4 below. (4x2)

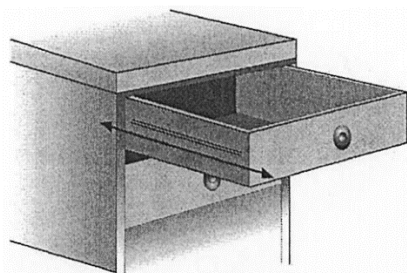


Figure 1

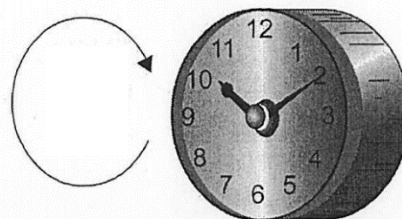


Figure 2

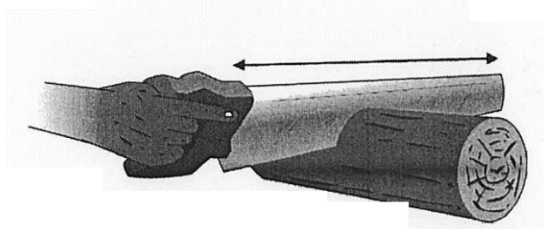


Figure 3

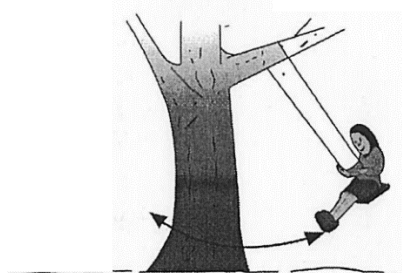


Figure 4









Figure 1: _____

Figure 2: _____

Figure 3: _____


Figure 4: _____

2. Match the names of the electrical components in column A to the correct symbol in column B. Answer in the space provided. (5)

Column A	Answer	Column B
Battery		A 
Buzzer		B 
Single pole throw (toggle) switch		C 
Bell		D 
Cell		E 
		F 
		G 
		H 

3. Label the fulcrum, load and effort on the figure below.

(3x1)



4. Does a single fixed pulley give mechanical advantage and reduce the amount of work done. Motivate your answer. (7x1)

5. Describe what a compound pulley is. (4x1)

6. Explain how a crank works. (4x1)

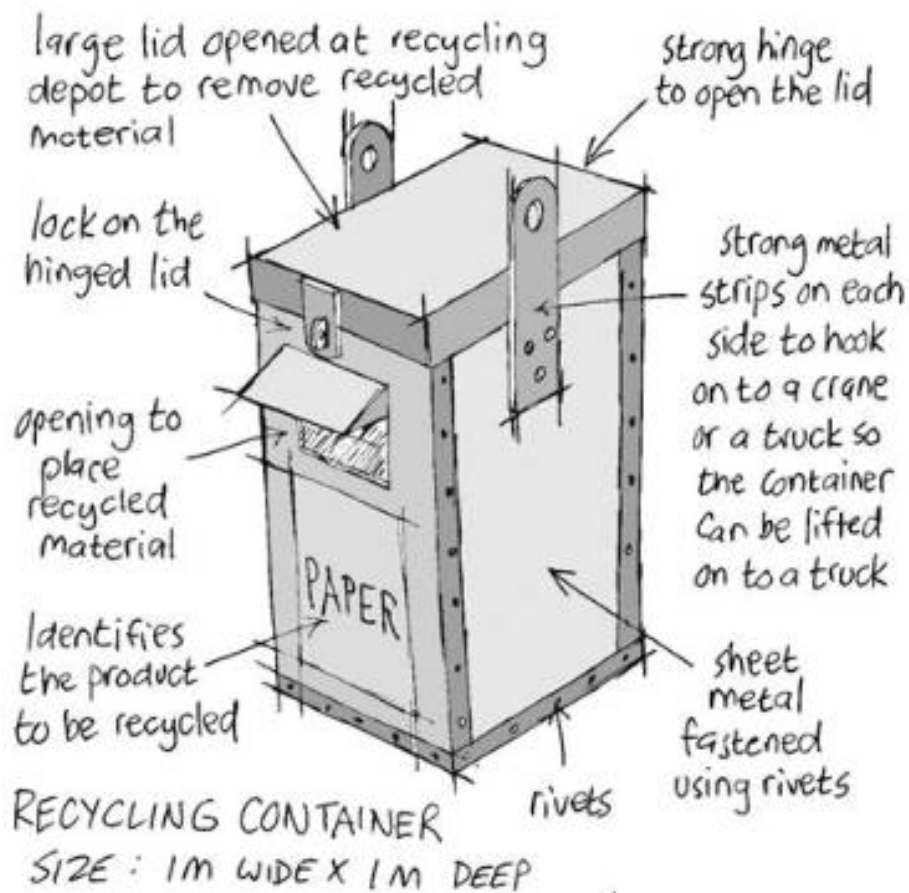
7. Define a winch. (2x1)

8. Your friend connected an electric circuit but to his dismay it did not light. Recommend what he should do to correct the problem. (5x1)

9. According to the circuit mentioned in question 8, nails were used. What other connections could be used? (3x1)

10. Distinguish ferrous metals and non-ferrous metals. Clearly bringing out their characteristics. (4x2)

II. The drawing below is an initial sketch with notes of an idea for recycling containers that will be placed in the community.

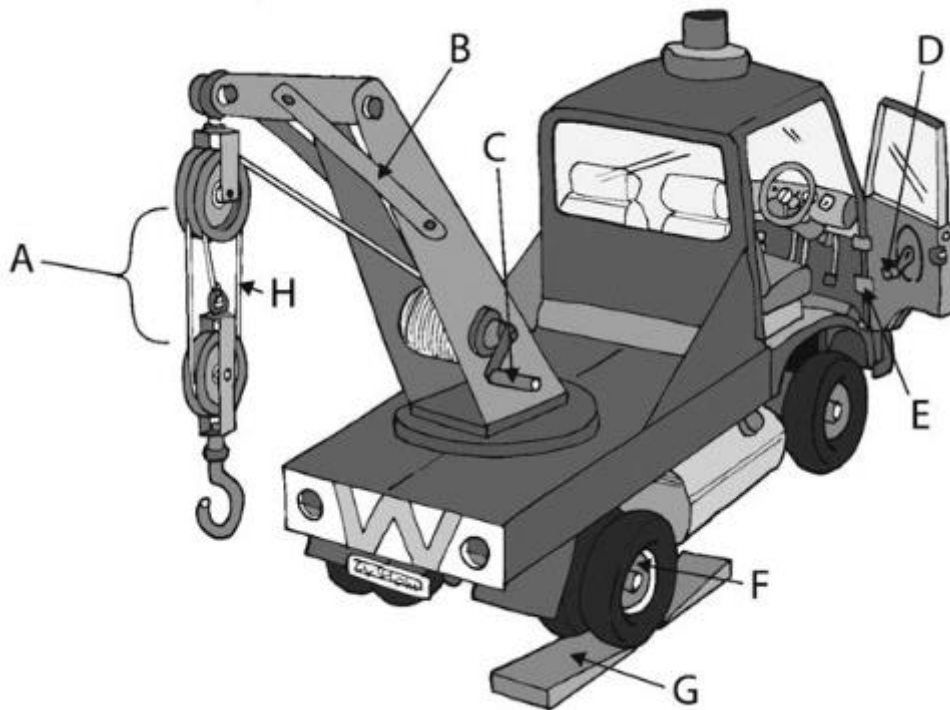


III. Write a design brief with at least 3 specifications and 2 constraints based upon the above sketch. (5)

11.2 Draw a three-dimensional oblique drawing of the recycling container make sure you include the scale you used. (5)



12. Study the drawing below of a truck showing different types of mechanisms then answer the questions which follow.



12.1 Name the pulley system marked A. (1)

12.2 What is it called when the bend in the crane is strengthened like this at B? (1)

12.3 Name the mechanism marked C. (1)

13. Scrap metal dealers use temporary magnets such as electromagnets. Explain why they do so. (2x1)

14. Describe how the magnetic field of an electromagnet is created. (1x2)

15. Give one example of a natural magnet. (1)

16. The following sentences are incorrect. Correctly rewrite them to make it true. (3)

16.1 Magnetic force is the force that glues objects together.

16.2 Iron, steel and nickel are the only metal that are non-magnetic.

16.3 Creating metals from scratch is better than recycling as recycling produces a lot of effluent.

_____ / 70 Marks